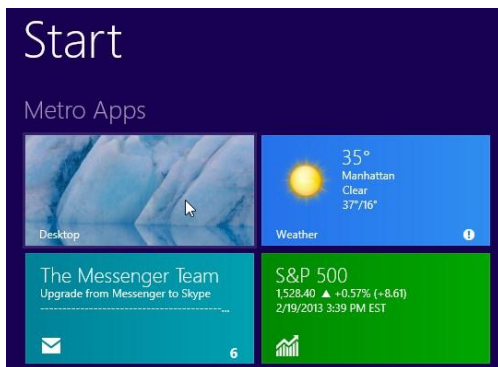


Internet Explorer 10

By default **Internet Explorer 10** in **Windows 8** does not run in compatibility mode. To enable the compatibility mode for **Internet Explorer 10**, follow these steps:

Windows 7 users start at step 2.

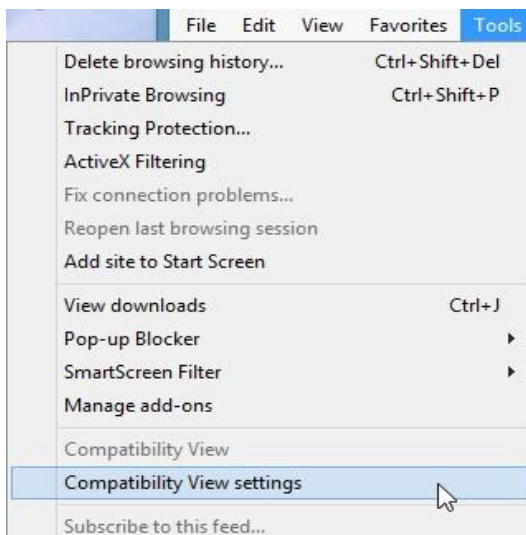
1. **Windows 8 only** - From the **Windows 8** start screen select the **Desktop**.



2. From the **Desktop** launch **Internet Explorer 10**.

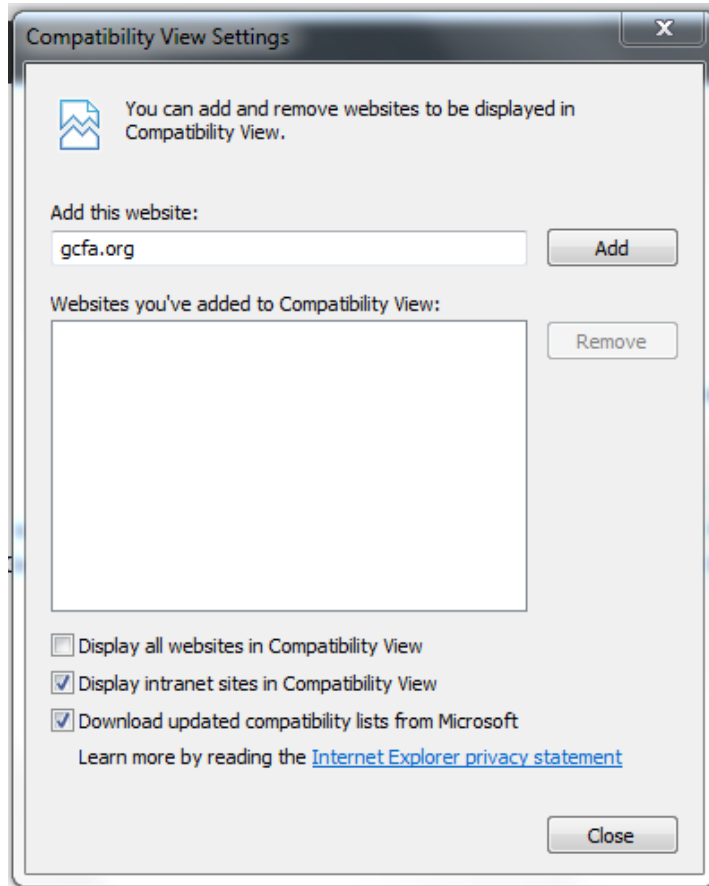


3. Navigate to <http://ezra.gcfa.org>
4. Press the **Alt** key on your keyboard to bring up the top menu.
5. Go to **Tools | Compatibility View** settings



6. Either

- Add **gcfa.org** to the **Compatibility View** websites by clicking “Add”
or
- Select **Display all websites in Compatibility View**



7. Click “Close”